

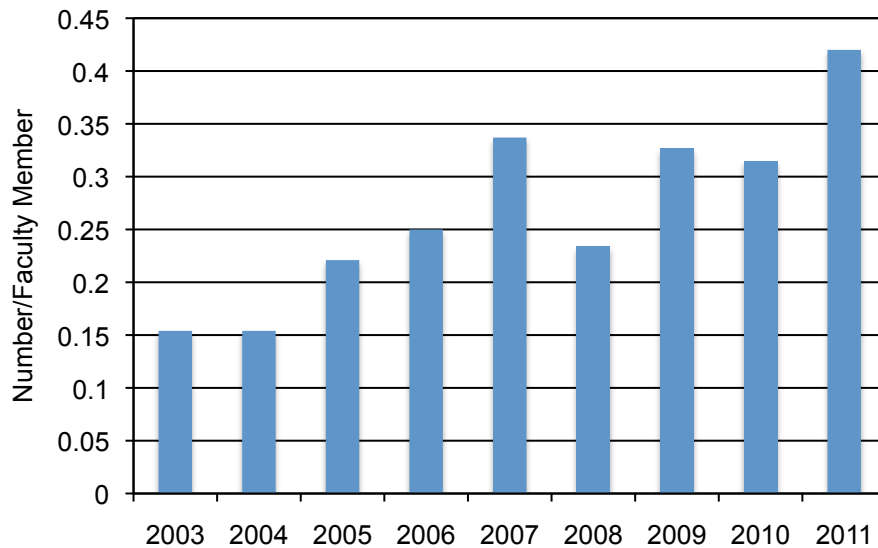
2012 Saint Peter's University Faculty Scholarship Report

Data on SPC faculty scholarship were previously obtained during three studies. A study conducted in 2008 covered scholarly outcomes from 2003 until 2007. A subsequent study that was conducted in 2011 covered 2008 until 2010. The last study covered AY2010-2011. All data collected were based on self-reports from SPC faculty members. All full-time faculty members were asked to supply data to the Office of Faculty Research and Sponsored Program through email solicitations and follow-up telephone calls. For the 2008 study, 97% of the faculty voluntarily provided data. For the 2011 study, 92% provided data. The 2012 study yielded a 92% response rate (109 faculty members participated).

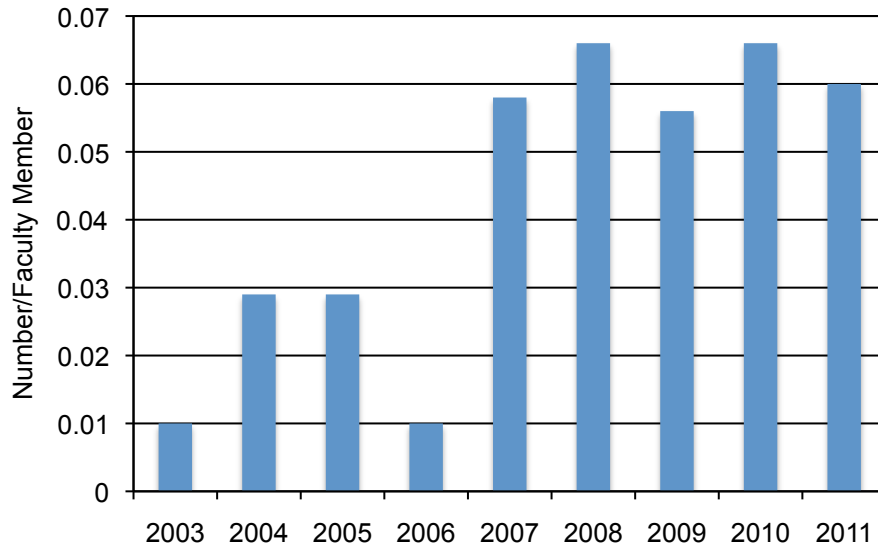
For the studies, faculty were asked to supply information about outcomes in discrete categories as follows: 1) peer-reviewed journal articles, 2) books, 3) edited books, 4) grants, 5) published peer-reviewed abstracts, 6) other publications (These can include, but are not limited to: newspaper articles, book reviews, magazine articles, monographs, essays, editorials, and screenplays), 7) conference presentations, and 8) other outcomes. This last category could include, but was not limited to: works of art, art shows, and multimedia productions. In short, any measurable outcome that did not fit into any other category could be included as part of the 'other' outcome.

Like the 2011 study, the 2012 study also included additional questions about non-teaching activities that could be considered scholarly by some definitions. These activities included unfunded grant proposals, consulting, service to the community, activity in professional organizations, and external partnerships/collaborations.

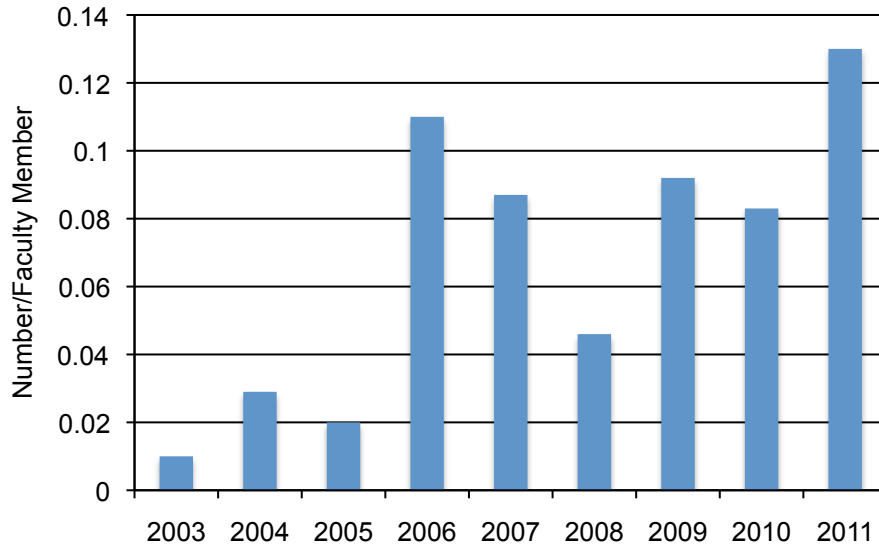
Peer-reviewed journal articles - These articles are defined as those that were submitted to a professional journal and sent out to expert reviewers in the author's field of study. The journal editor then considers reviewer comments and recommendations prior to deciding on whether or not to published the manuscript. Given that the number of faculty members changes from year to year, the data for this category and all the other is plotted as the mean number of outcomes per faculty member. For years 2003-2007, the N was 104. For years 2007 and 2008, the N was 107. The N was 108 for 2010. For 2011, 109 SPU faculty members reported publishing 46 peer-reviewed articles.



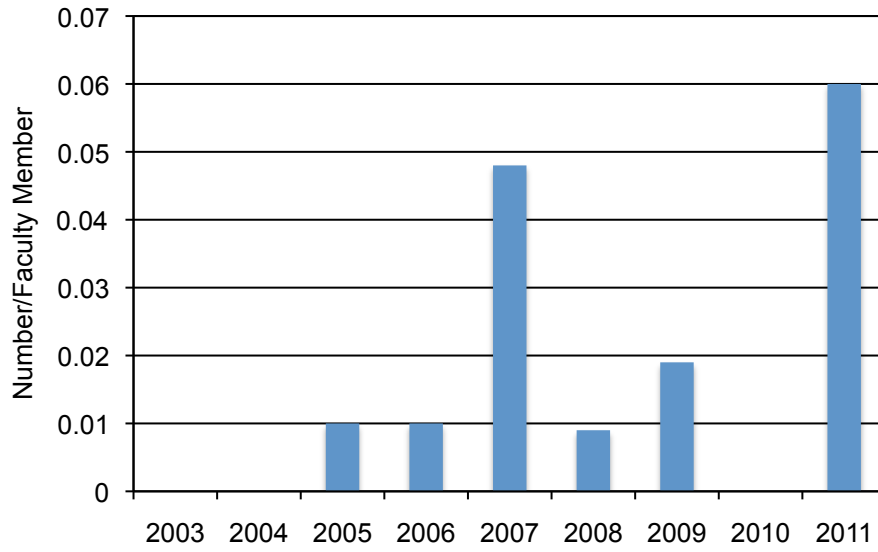
Books – SPU faculty published seven books in 2011.



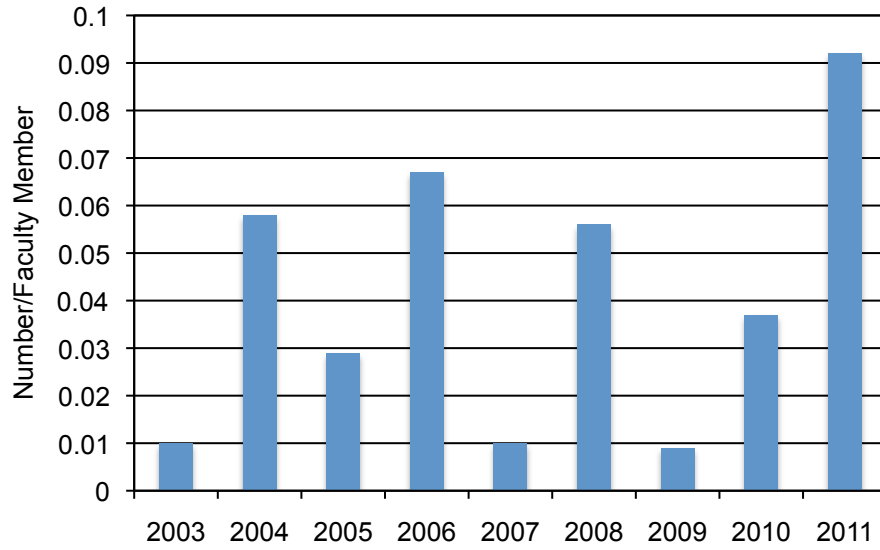
Book chapters – SPU Faculty published 14 book chapters in 2011.



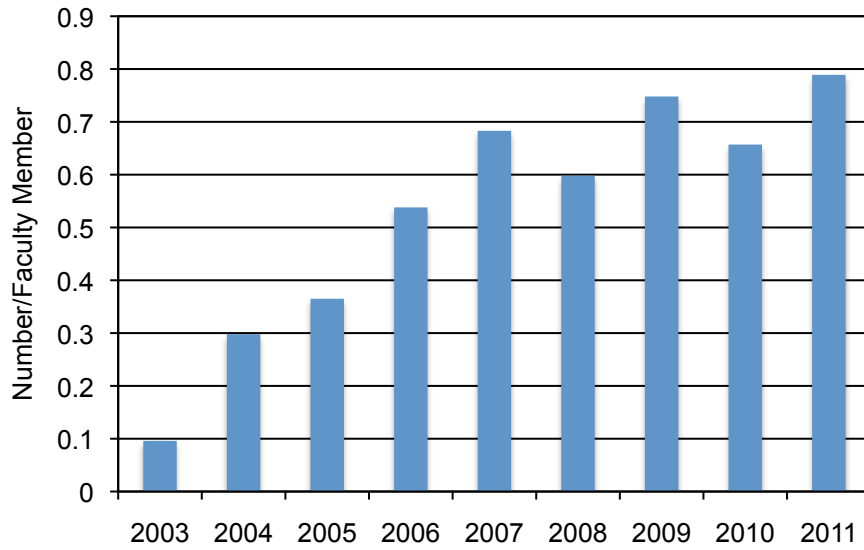
Edited books – SPU Faculty edited six books in 2011.



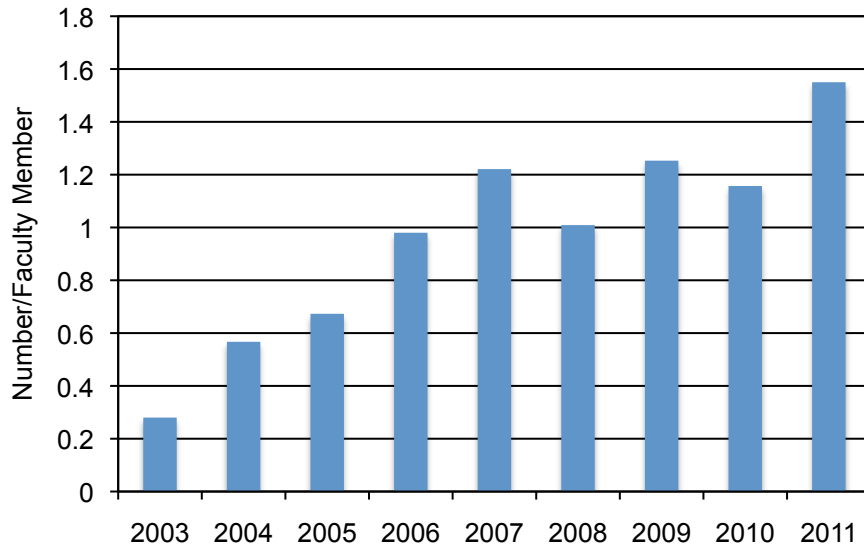
Published peer-reviewed abstracts – SPU faculty published ten peer-reviewed abstracts in 2011.



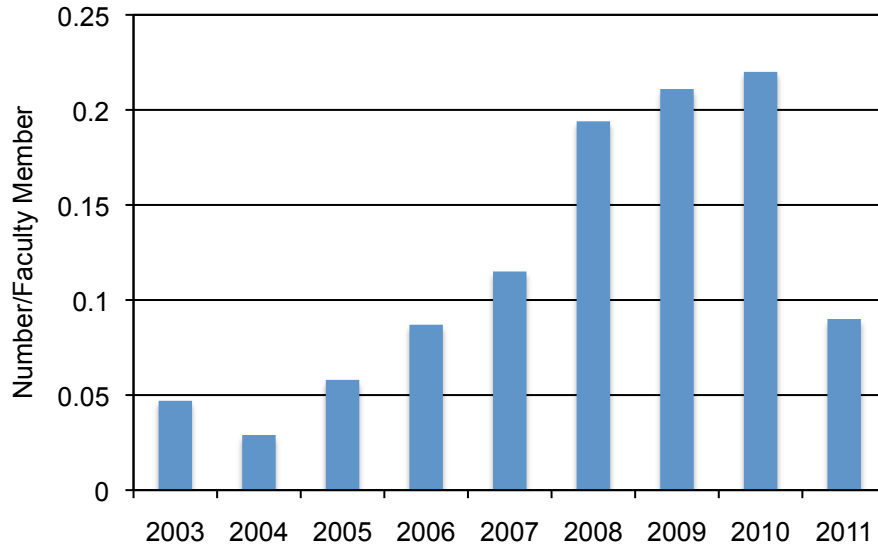
Other publications – SPU faculty members published 86 items in 2011 that included newspaper articles, book reviews, magazine articles, monographs, essays, editorials, and screenplays.



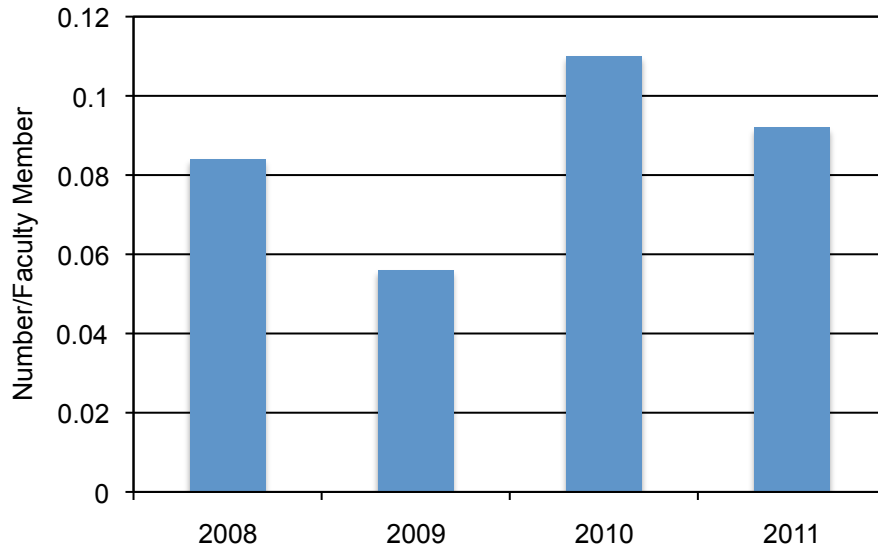
Total publications – Peer reviewed journal articles, books, book chapters, edited books, published peer-reviewed abstracts, and other publications were totaled. SPU faculty reported 169 publications in 2011.



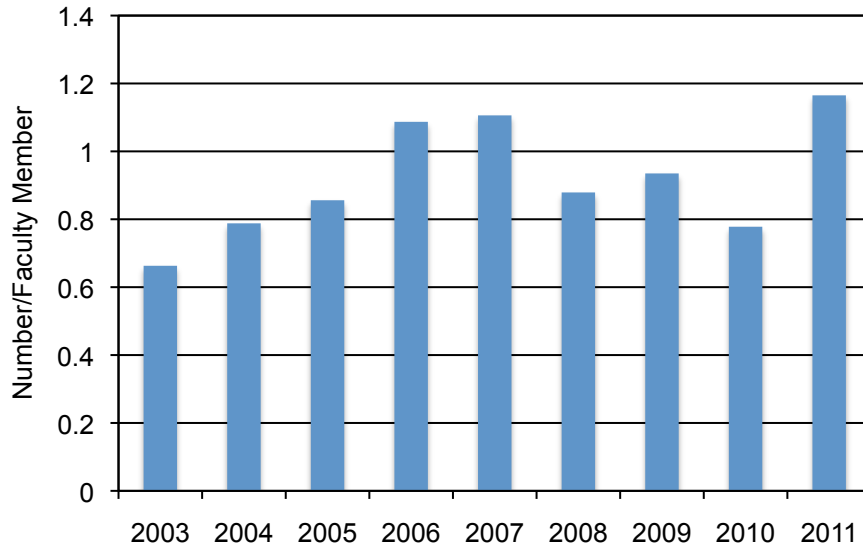
Grants – Ten SPU Faculty members worked on externally funded grant projects during 2011.



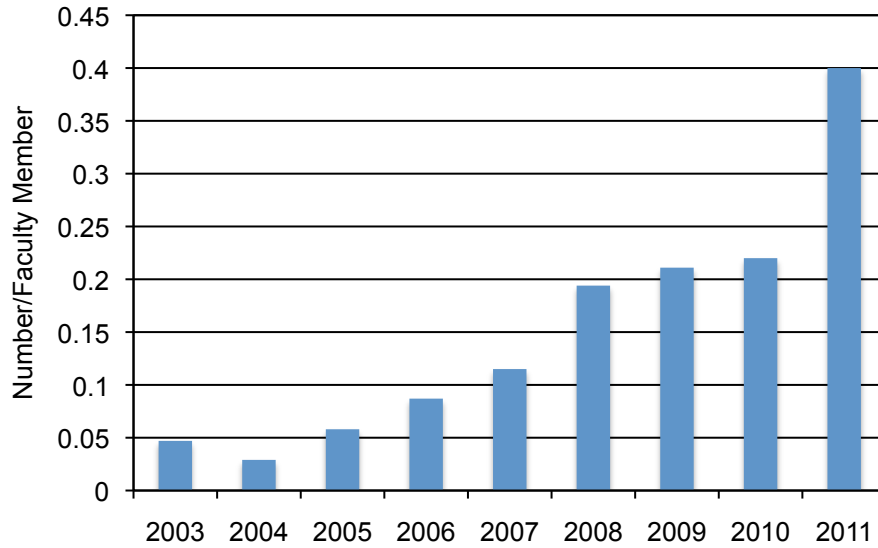
Unfunded grant proposals submitted- Ten faculty members submitted grant proposals that were not funded. Note that this information was not asked in the previous studies.



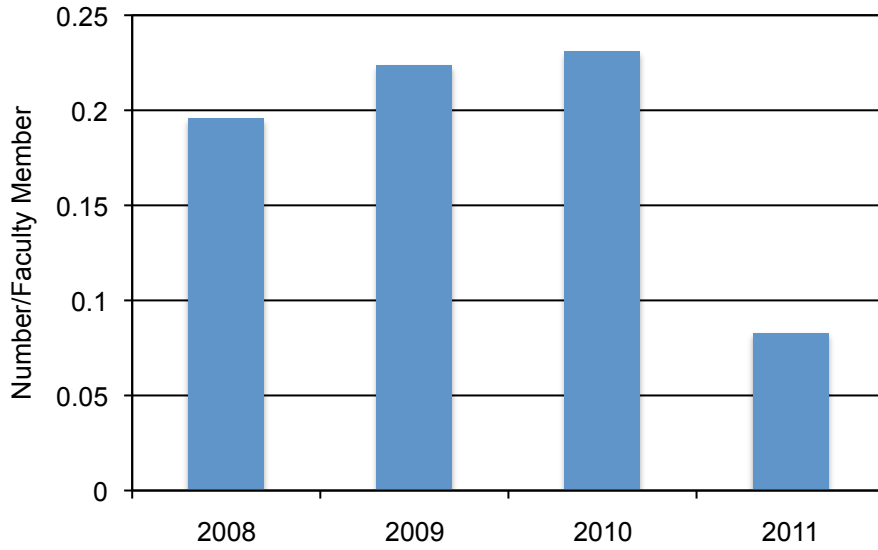
Conference presentations – SPU faculty members gave 127 conference presentations in 2011.



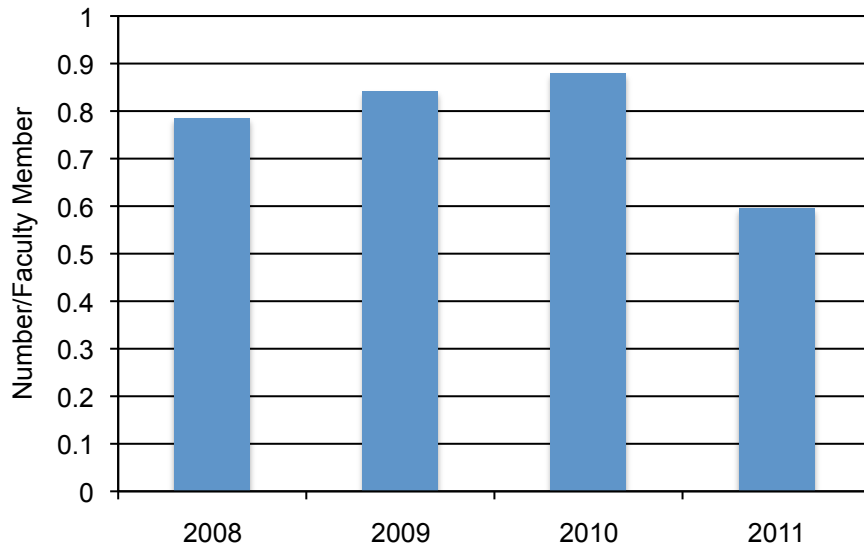
Other outcomes – SPU faculty members produced 44 other scholarly outcomes that included, but were not limited to: works of art, art shows, and multimedia productions. Any measurable outcome that does not fit into any of the above categories should be described in detail here. Please provide all pertinent information regarding these outcomes and attach supporting documentation.



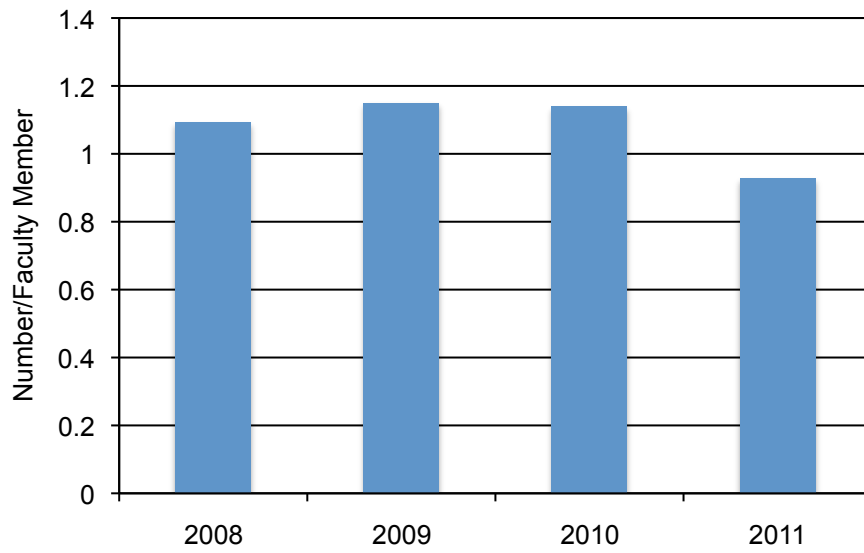
Consulting- SPU faculty members served as consultants outside the University nine times.



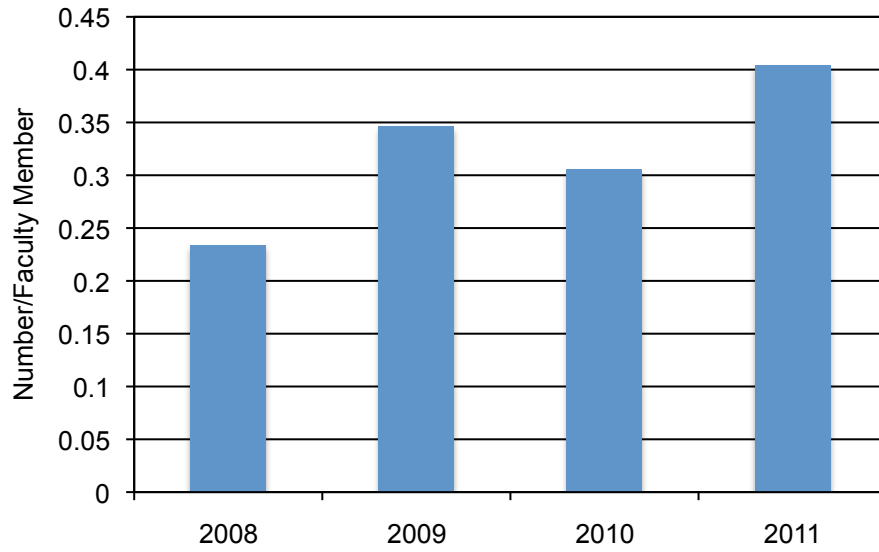
Community service- SPU faculty participated in 65 community service projects.



Professional organizations- Faculty memberships in professional organizations totaled 101 in 2011.



External partnerships- Faculty reported participating in 38 scholarly partnerships outside the University.



Summary Table

Faculty Scholarship	2003-04	2004-05	2005-06	2006-07	2007-08	2008-09	2009-10	2010-11	2011-12
Peer-reviewed journal articles	16	16	23	26	35	25	35	34	46
Books	1	3	3	1	6	7	6	7	7
Book chapters	1	3	2	11	9	5	10	9	14
Edited books	0	0	1	1	5	1	2	0	6
Grants	5	3	6	9	12	21	23	24	10
Published peer-reviewed abstracts	1	6	3	7	1	6	1	4	10
Other publications	10	31	38	56	71	64	80	71	86
Conference presentations	69	82	89	113	115	94	100	84	127
Consulting						21	24	25	9
Unfunded grant proposals						9	6	12	10
Service to the community						84	90	95	65
Participation in professional organizations						117	123	123	101
External partnerships/collaborations						32	32	54	38
Other outcomes						25	37	33	44
Total publications (articles, books, chapters, edited, abstracts, other)	29	59	70	102	127	108	134	125	169
Number of Faculty	104	104	104	104	104	107	107	108	109