


Summary Institution-Level Pass Rate Data: Traditional Teacher Preparation Program Within IHE


		HEOA - Title II 2020 - 2021 Academic Year				
Institution Name		St Peters University				
Institution Code		2806				
State		New Jersey				
<i>April 4, 2022</i>						
				Statewide		
Group	Number Taking Assessment¹	Number Passing Assessment²	Institutional Pass Rate	Number Taking Assessment¹	Number Passing Assessment²	Statewide Pass Rate
All program completers, 2020-21	45	26	58%	2240	1997	89%
All program completers, 2019-20	37	29	78%	2234	2092	94%
All program completers, 2018-19	36	26	72%	2301	2206	96%

Note: In cases where there are less than ten students taking the assessment or license/certificate, the number passing and pass rate are not reported.


¹ Number of completers taking one or more assessments within their area of specialization.

² Summary level "Number Taking Assessment" may differ from assessment level "Number Taking Assessment" because each student is counted once at the summary level but may be counted in multiple assessments at the assessment level.

Single Assessment Institution-Level Pass Rate Data: Traditional Teacher Preparation Program Within IHE

		HEOA - Title II 2021 - 2022 Academic Year								
Institution Name	St Peters University									
Institution Code	2806									
State	New Jersey									
							April 5, 2023			
Assessment Information ¹	Group	Number Taking Assessment	Number Passing Assessment	Institutional Pass Rate	Institutional Average Scaled Score	Assessment Cut Score ²	Statewide			
							Number Taking Assessment	Number Passing Assessment	Statewide Pass Rate	Statewide Average Scaled Score
ART CONTENT KNOWLEDGE (5134) Test Company: ETS Score Range: 100-200	All enrolled students who have completed all nonclinical courses, 2021-22						16	12	75%	164
	Other enrolled students, 2021-22						44	29	66%	162
	All program completers, 2021-22	1				158	56	52	93%	167
	All program completers, 2020-21						51	46	90%	168
	All program completers, 2019-20						44	43	98%	169
BIOLOGY CONTENT KNOWLEDGE (0235) Test Company: ETS Score Range: 100-200	All enrolled students who have completed all nonclinical courses, 2021-22						15	11	73%	163
	Other enrolled students, 2021-22	2				152	21	17	81%	163
	All program completers, 2021-22	1				152	49	45	92%	164
	All program completers, 2020-21	1				152	39	35	90%	166
	All program completers, 2019-20	2				152	51	51	100%	168
BUSINESS ED CONTENT KNOWLEDGE (5101) Test Company: ETS Score Range: 100-200	All enrolled students who have completed all nonclinical courses, 2021-22						1			
	Other enrolled students, 2021-22						1			
	All program completers, 2021-22									
	All program completers, 2020-21						3			
	All program completers, 2019-20						1			
CHEMISTRY CONTENT KNOWLEDGE (0245) Test Company: ETS Score Range: 100-200	All enrolled students who have completed all nonclinical courses, 2021-22						3			
	Other enrolled students, 2021-22						4			
	All program completers, 2021-22						12	12	100%	167
	All program completers, 2020-21						17	16	94%	167
	All program completers, 2019-20						12	12	100%	163


Single Assessment Institution-Level Pass Rate Data: Traditional Teacher Preparation Program Within IHE

	HEOA - Title II 2021 - 2022 Academic Year	
	Institution Name	St Peters University
	Institution Code	2806
	State	New Jersey

April 5, 2023

Assessment Information ¹	Group	Number Taking Assessment	Number Passing Assessment	Institutional Pass Rate	Institutional Average Scaled Score	Assessment Cut Score ²	Statewide			
							Number Taking Assessment	Number Passing Assessment	Statewide Pass Rate	Statewide Average Scaled Score
EARLY CHILDHOOD EDUCATION (5025) Test Company: ETS Score Range: 100-200	All enrolled students who have completed all nonclinical courses, 2021-22						86	82	95%	168
	Other enrolled students, 2021-22	2				156	238	210	88%	166
	All program completers, 2021-22	13	10	77%	163	156	307	302	98%	169
	All program completers, 2020-21	12	9	75%	162	156	308	300	97%	168
	All program completers, 2019-20	3				156	238	234	98%	169
EARTH AND SPACE SCIENCES - CK (5571) Test Company: ETS Score Range: 100-200	All enrolled students who have completed all nonclinical courses, 2021-22						1			
	Other enrolled students, 2021-22						2			
	All program completers, 2021-22						7			
	All program completers, 2020-21	1				153	6			
	All program completers, 2019-20						4			
ELEM ED MULTI SUBJ MATHEMATICS (5003) Test Company: ETS Score Range: 100-200	All enrolled students who have completed all nonclinical courses, 2021-22	1				157	338	319	94%	175
	Other enrolled students, 2021-22	7				157	846	719	85%	173
	All program completers, 2021-22	20	14	70%	168	157	1053	1018	97%	177
	All program completers, 2020-21	23	19	83%	171	157	1041	1011	97%	177
	All program completers, 2019-20	25	25	100%	176	157	1060	1050	99%	178
ELEM ED MULTI SUBJ READING LANG ARTS (5002) Test Company: ETS Score Range: 100-200	All enrolled students who have completed all nonclinical courses, 2021-22	1				157	335	311	93%	168
	Other enrolled students, 2021-22	6				157	824	699	85%	167
	All program completers, 2021-22	21	19	90%	168	157	1050	1021	97%	169
	All program completers, 2020-21	23	18	78%	165	157	1041	1009	97%	169
	All program completers, 2019-20	26	24	92%	167	157	1062	1045	98%	170

Single Assessment Institution-Level Pass Rate Data: Traditional Teacher Preparation Program Within IHE

	HEOA - Title II 2021 - 2022 Academic Year	
	Institution Name	St Peters University
	Institution Code	2806
	State	New Jersey

April 5, 2023

Assessment Information ¹	Group	Number Taking Assessment	Number Passing Assessment	Institutional Pass Rate	Institutional Average Scaled Score	Assessment Cut Score ²	Statewide			
							Number Taking Assessment	Number Passing Assessment	Statewide Pass Rate	Statewide Average Scaled Score
ELEM ED MULTI SUBJ SCIENCES (5005) Test Company: ETS Score Range: 100-200	All enrolled students who have completed all nonclinical courses, 2021-22	1				159	336	302	90%	170
	Other enrolled students, 2021-22	4				159	804	616	77%	166
	All program completers, 2021-22	20	13	65%	164	159	1046	992	95%	171
	All program completers, 2020-21	22	17	77%	169	159	1040	989	95%	171
	All program completers, 2019-20	25	23	92%	170	155	1060	1041	98%	170
ELEM ED MULTI SUBJ SOCIAL STUDIES (5004) Test Company: ETS Score Range: 100-200	All enrolled students who have completed all nonclinical courses, 2021-22	1				155	335	285	85%	164
	Other enrolled students, 2021-22	6				155	795	553	70%	161
	All program completers, 2021-22	21	15	71%	162	155	1044	971	93%	166
	All program completers, 2020-21	22	19	86%	167	155	1043	980	94%	166
	All program completers, 2019-20	25	21	84%	166	155	1061	1014	96%	166
ENGLISH LANGUAGE ARTS: CK (5038) Test Company: ETS Score Range: 100-200	All enrolled students who have completed all nonclinical courses, 2021-22						53	49	92%	177
	Other enrolled students, 2021-22	1				167	127	85	67%	171
	All program completers, 2021-22	4				167	154	145	94%	177
	All program completers, 2020-21	1				167	191	181	95%	177
	All program completers, 2019-20	2				167	180	179	99%	177
FRENCH WORLD LANGUAGE (5174) Test Company: ETS Score Range: 100-200	All enrolled students who have completed all nonclinical courses, 2021-22						2			
	Other enrolled students, 2021-22						3			
	All program completers, 2021-22									
	All program completers, 2020-21						2			
	All program completers, 2019-20						2			


Single Assessment Institution-Level Pass Rate Data: Traditional Teacher Preparation Program Within IHE

	HEOA - Title II 2021 - 2022 Academic Year	
	Institution Name	St Peters University
	Institution Code	2806
	State	New Jersey

April 5, 2023

Assessment Information ¹	Group	Number Taking Assessment	Number Passing Assessment	Institutional Pass Rate	Institutional Average Scaled Score	Assessment Cut Score ²	Statewide			
							Number Taking Assessment	Number Passing Assessment	Statewide Pass Rate	Statewide Average Scaled Score
GENERAL SCI CONTENT KNOWLEDGE (0435) Test Company: ETS Score Range: 100-200	All enrolled students who have completed all nonclinical courses, 2021-22						25	22	88%	165
	Other enrolled students, 2021-22	3				152	36	31	86%	164
	All program completers, 2021-22	1				152	83	78	94%	166
	All program completers, 2020-21	2				152	78	74	95%	166
	All program completers, 2019-20	2				152	77	72	94%	166
HEALTH AND PE (5857) Test Company: ETS Score Range: 100-200	All enrolled students who have completed all nonclinical courses, 2021-22						38	30	79%	163
	Other enrolled students, 2021-22	1				160	106	80	75%	164
	All program completers, 2021-22	4				160	146	136	93%	166
	All program completers, 2020-21						134	125	93%	167
	All program completers, 2019-20	2				160	137	131	96%	168
MARKETING EDUCATION (5561) Test Company: ETS Score Range: 100-200	All enrolled students who have completed all nonclinical courses, 2021-22									
	Other enrolled students, 2021-22									
	All program completers, 2021-22									
	All program completers, 2020-21									
	All program completers, 2019-20						1			
MATHEMATICS CONTENT KNOWLEDGE (5161) Test Company: ETS Score Range: 100-200	All enrolled students who have completed all nonclinical courses, 2021-22						6			
	Other enrolled students, 2021-22	1				160	10	5	50%	155
	All program completers, 2021-22						54	44	81%	167
	All program completers, 2020-21	1				160	88	81	92%	169
	All program completers, 2019-20	2				160	102	95	93%	170


Single Assessment Institution-Level Pass Rate Data: Traditional Teacher Preparation Program Within IHE

	HEOA - Title II 2021 - 2022 Academic Year	
	Institution Name	St Peters University
	Institution Code	2806
	State	New Jersey

April 5, 2023

Assessment Information ¹	Group	Number Taking Assessment	Number Passing Assessment	Institutional Pass Rate	Institutional Average Scaled Score	Assessment Cut Score ²	Statewide			
							Number Taking Assessment	Number Passing Assessment	Statewide Pass Rate	Statewide Average Scaled Score
MATHEMATICS (5165) Test Company: ETS Score Range: 100-200	All enrolled students who have completed all nonclinical courses, 2021-22						22	18	82%	166
	Other enrolled students, 2021-22	1				159	59	46	78%	170
	All program completers, 2021-22	2				159	42	38	90%	169
	All program completers, 2020-21						4			
	All program completers, 2019-20									
MUSIC CONTENT KNOWLEDGE (0113) Test Company: ETS Score Range: 100-200	All enrolled students who have completed all nonclinical courses, 2021-22						12	10	83%	159
	Other enrolled students, 2021-22						73	60	82%	163
	All program completers, 2021-22						125	125	100%	167
	All program completers, 2020-21						107	103	96%	169
	All program completers, 2019-20						143	141	99%	168
PHYSICAL ED CONTENT KNOWLEDGE (5091) Test Company: ETS Score Range: 100-200	All enrolled students who have completed all nonclinical courses, 2021-22									
	Other enrolled students, 2021-22									
	All program completers, 2021-22	4				148	4			
	All program completers, 2020-21									
	All program completers, 2019-20									
PHYSICS CONTENT KNOWLEDGE (5265) Test Company: ETS Score Range: 100-200	All enrolled students who have completed all nonclinical courses, 2021-22						5			
	Other enrolled students, 2021-22						8			
	All program completers, 2021-22						17	17	100%	157
	All program completers, 2020-21						17	17	100%	160
	All program completers, 2019-20						13	13	100%	168

Single Assessment Institution-Level Pass Rate Data: Traditional Teacher Preparation Program Within IHE


	HEOA - Title II 2021 - 2022 Academic Year
	Institution Name
	Institution Code
	State

St Peters University
2806
New Jersey


April 5, 2023

Assessment Information ¹	Group	Number Taking Assessment	Number Passing Assessment	Institutional Pass Rate	Institutional Average Scaled Score	Assessment Cut Score ²	Statewide			
							Number Taking Assessment	Number Passing Assessment	Statewide Pass Rate	Statewide Average Scaled Score
SOCIAL STUDIES CONTENT KNOWLEDGE (0081) Test Company: ETS Score Range: 100-200	All enrolled students who have completed all nonclinical courses, 2021-22						66	54	82%	165
	Other enrolled students, 2021-22	1				157	155	110	71%	164
	All program completers, 2021-22	1				157	195	173	89%	166
	All program completers, 2020-21	1				157	195	177	91%	167
	All program completers, 2019-20	1				157	196	186	95%	168
SPANISH WORLD LANGUAGE (5195) Test Company: ETS Score Range: 100-200	All enrolled students who have completed all nonclinical courses, 2021-22						8			
	Other enrolled students, 2021-22						9			
	All program completers, 2021-22	1				168	22	19	86%	177
	All program completers, 2020-21						11	11	100%	177
	All program completers, 2019-20						26	25	96%	179
SPEECH COMMUNICATION: CK (5221) Test Company: ETS Score Range: 100-200	All enrolled students who have completed all nonclinical courses, 2021-22									
	Other enrolled students, 2021-22									
	All program completers, 2021-22									
	All program completers, 2020-21						1			
	All program completers, 2019-20									
TECHNOLOGY EDUCATION (5051) Test Company: ETS Score Range: 100-200	All enrolled students who have completed all nonclinical courses, 2021-22						4			
	Other enrolled students, 2021-22						1			
	All program completers, 2021-22						10	9	90%	180
	All program completers, 2020-21						5			
	All program completers, 2019-20						5			


Single Assessment Institution-Level Pass Rate Data: Traditional Teacher Preparation Program Within IHE

		HEOA - Title II 2021 - 2022 Academic Year								
Institution Name		St Peters University								
Institution Code		2806								
State		New Jersey								
							April 5, 2023			
Assessment Information ¹	Group	Number Taking Assessment	Number Passing Assessment	Institutional Pass Rate	Institutional Average Scaled Score	Assessment Cut Score ²	Statewide			
							Number Taking Assessment	Number Passing Assessment	Statewide Pass Rate	Statewide Average Scaled Score
THEATRE (5641) Test Company: ETS Score Range: 100-200	All enrolled students who have completed all nonclinical courses, 2021-22						1			
	Other enrolled students, 2021-22						13	11	85%	163
	All program completers, 2021-22						9			
	All program completers, 2020-21						10	10	100%	173
	All program completers, 2019-20						4			
EDTPA: BUSINESS EDUCATION (TPA0102) Test Company: E.S. Pearson* Score Range: 15-75	All enrolled students who have completed all nonclinical courses, 2021-22									
	Other enrolled students, 2021-22									
	All program completers, 2021-22									
	All program completers, 2020-21						3			
	All program completers, 2019-20						1			
EDTPA: EARLY CHILDHOOD (TPA0014) Test Company: E.S. Pearson* Score Range: 15-75	All enrolled students who have completed all nonclinical courses, 2021-22									
	Other enrolled students, 2021-22	1				37	13	13	100%	42
	All program completers, 2021-22	7				37	297	292	98%	42
	All program completers, 2020-21	11	9	82%	37	37	270	259	96%	42
	All program completers, 2019-20	1				37	192	186	97%	43
EDTPA: ELEM ED LITERACY WITH MATHEMATICS TASK 4 (TPA0110) Test Company: E.S. Pearson* Score Range: 18-90	All enrolled students who have completed all nonclinical courses, 2021-22						1			
	Other enrolled students, 2021-22						29	24	83%	50
	All program completers, 2021-22	12	9	75%	50	44	957	918	96%	52
	All program completers, 2020-21	18	14	78%	48	44	815	781	96%	51
	All program completers, 2019-20	10	10	100%	50	44	885	855	97%	53


Single Assessment Institution-Level Pass Rate Data: Traditional Teacher Preparation Program Within IHE

		<p align="center">HEOA - Title II 2021 - 2022 Academic Year</p>								
Institution Name		St Peters University								
Institution Code		2806								
State		New Jersey								
							April 5, 2023			
Assessment Information ¹	Group	Number Taking Assessment	Number Passing Assessment	Institutional Pass Rate	Institutional Average Scaled Score	Assessment Cut Score ²	Statewide			
							Number Taking Assessment	Number Passing Assessment	Statewide Pass Rate	Statewide Average Scaled Score
EDTPA: ENGLISH AS AN ADDITIONAL LANGUAGE (TPA0115) Test Company: E.S. Pearson* Score Range: 15-75	All enrolled students who have completed all nonclinical courses, 2021-22									
	Other enrolled students, 2021-22									
	All program completers, 2021-22						8			
	All program completers, 2020-21						15	15	100%	48
	All program completers, 2019-20						15	15	100%	50
EDTPA: HEALTH EDUCATION (TPA0119) Test Company: E.S. Pearson* Score Range: 15-75	All enrolled students who have completed all nonclinical courses, 2021-22									
	Other enrolled students, 2021-22									
	All program completers, 2021-22						10	9	90%	41
	All program completers, 2020-21						3			
	All program completers, 2019-20						1			
EDTPA: K-12 PERFORMING ARTS (TPA0021) Test Company: E.S. Pearson* Score Range: 15-75	All enrolled students who have completed all nonclinical courses, 2021-22									
	Other enrolled students, 2021-22						7			
	All program completers, 2021-22						125	119	95%	44
	All program completers, 2020-21						109	107	98%	44
	All program completers, 2019-20						126	123	98%	46
EDTPA: MIDDLE CHILDHOOD ENGLISH LANGUAGE ARTS (TPA0018) Test Company: E.S. Pearson* Score Range: 15-75	All enrolled students who have completed all nonclinical courses, 2021-22									
	Other enrolled students, 2021-22									
	All program completers, 2021-22	2				37	21	21	100%	46
	All program completers, 2020-21	1				37	25	24	96%	46
	All program completers, 2019-20						26	26	100%	49

Single Assessment Institution-Level Pass Rate Data: Traditional Teacher Preparation Program Within IHE

		HEOA - Title II 2021 - 2022 Academic Year								
Institution Name		St Peters University								
Institution Code		2806								
State		New Jersey								
							April 5, 2023			
							Statewide			
Assessment Information¹	Group	Number Taking Assessment	Number Passing Assessment	Institutional Pass Rate	Institutional Average Scaled Score	Assessment Cut Score²	Number Taking Assessment	Number Passing Assessment	Statewide Pass Rate	Statewide Average Scaled Score
EDTPA: MIDDLE CHILDHOOD HISTORY-SOCIAL STUDIES (TPA0019) Test Company: E.S. Pearson* Score Range: 15-75	All enrolled students who have completed all nonclinical courses, 2021-22									
	Other enrolled students, 2021-22									
	All program completers, 2021-22						11	11	100%	46
	All program completers, 2020-21						22	22	100%	46
	All program completers, 2019-20						17	17	100%	47
EDTPA: MIDDLE CHILDHOOD MATHEMATICS (TPA0016) Test Company: E.S. Pearson* Score Range: 15-75	All enrolled students who have completed all nonclinical courses, 2021-22									
	Other enrolled students, 2021-22									
	All program completers, 2021-22	1				37	19	19	100%	46
	All program completers, 2020-21	1				37	25	25	100%	46
	All program completers, 2019-20						24	24	100%	45
EDTPA: MIDDLE CHILDHOOD SCIENCE (TPA0017) Test Company: E.S. Pearson* Score Range: 15-75	All enrolled students who have completed all nonclinical courses, 2021-22									
	Other enrolled students, 2021-22									
	All program completers, 2021-22						9			
	All program completers, 2020-21	1				37	9			
	All program completers, 2019-20						5			
EDTPA: PHYSICAL EDUCATION (TPA0011) Test Company: E.S. Pearson* Score Range: 15-75	All enrolled students who have completed all nonclinical courses, 2021-22						1			
	Other enrolled students, 2021-22									
	All program completers, 2021-22	4				37	126	126	100%	42
	All program completers, 2020-21						110	107	97%	41
	All program completers, 2019-20	1				37	125	119	95%	42

Single Assessment Institution-Level Pass Rate Data: Traditional Teacher Preparation Program Within IHE

	HEOA - Title II 2021 - 2022 Academic Year
	Institution Name
	Institution Code
	State

St Peters University


2806

New Jersey

April 5, 2023

Assessment Information ¹	Group	Number Taking Assessment	Number Passing Assessment	Institutional Pass Rate	Institutional Average Scaled Score	Assessment Cut Score ²	Statewide			
							Number Taking Assessment	Number Passing Assessment	Statewide Pass Rate	Statewide Average Scaled Score
EDTPA: SECONDARY ENGLISH LANGUAGE ARTS (TPA0003) Test Company: E.S. Pearson* Score Range: 15-75	All enrolled students who have completed all nonclinical courses, 2021-22						1			
	Other enrolled students, 2021-22						5			
	All program completers, 2021-22	3				37	143	142	99%	47
	All program completers, 2020-21	1				37	150	148	99%	46
	All program completers, 2019-20	1				37	153	150	98%	46
EDTPA: SECONDARY HISTORY-SOCIAL STUDIES (TPA0004) Test Company: E.S. Pearson* Score Range: 15-75	All enrolled students who have completed all nonclinical courses, 2021-22						2			
	Other enrolled students, 2021-22						3			
	All program completers, 2021-22	1				37	190	189	99%	46
	All program completers, 2020-21	2				37	152	149	98%	45
	All program completers, 2019-20	1				37	161	161	100%	46
EDTPA: SECONDARY MATHEMATICS (TPA0005) Test Company: E.S. Pearson* Score Range: 15-75	All enrolled students who have completed all nonclinical courses, 2021-22						1			
	Other enrolled students, 2021-22						4			
	All program completers, 2021-22	1				37	94	85	90%	41
	All program completers, 2020-21	1				37	82	73	89%	39
	All program completers, 2019-20						80	77	96%	41
EDTPA: SECONDARY SCIENCE (TPA0006) Test Company: E.S. Pearson* Score Range: 15-75	All enrolled students who have completed all nonclinical courses, 2021-22									
	Other enrolled students, 2021-22						1			
	All program completers, 2021-22	1				37	78	75	96%	42
	All program completers, 2020-21	2				37	69	65	94%	42
	All program completers, 2019-20	1				37	65	64	98%	43


Single Assessment Institution-Level Pass Rate Data: Traditional Teacher Preparation Program Within IHE

	HEOA - Title II 2021 - 2022 Academic Year	
	Institution Name	St Peters University
	Institution Code	2806
	State	New Jersey

April 5, 2023

Assessment Information ¹	Group	Number Taking Assessment	Number Passing Assessment	Institutional Pass Rate	Institutional Average Scaled Score	Assessment Cut Score ²	Statewide			
							Number Taking Assessment	Number Passing Assessment	Statewide Pass Rate	Statewide Average Scaled Score
EDTPA: SPECIAL EDUCATION (TPA0012) Test Company: E.S. Pearson* Score Range: 15-75	All enrolled students who have completed all nonclinical courses, 2021-22									
	Other enrolled students, 2021-22						1			
	All program completers, 2021-22						11	11	100%	43
	All program completers, 2020-21						1			
	All program completers, 2019-20									
EDTPA: TECHNOLOGY AND ENGINEERING EDUCATION (TPA0143) Test Company: E.S. Pearson* Score Range: 15-75	All enrolled students who have completed all nonclinical courses, 2021-22									
	Other enrolled students, 2021-22									
	All program completers, 2021-22						9			
	All program completers, 2020-21						3			
	All program completers, 2019-20						4			
EDTPA: VISUAL ARTS (TPA0015) Test Company: E.S. Pearson* Score Range: 15-75	All enrolled students who have completed all nonclinical courses, 2021-22						1			
	Other enrolled students, 2021-22									
	All program completers, 2021-22	1				37	52	52	100%	51
	All program completers, 2020-21						48	48	100%	52
	All program completers, 2019-20						42	42	100%	53
EDTPA: WORLD LANGUAGES (TPA0020) Test Company: E.S. Pearson* Score Range: 13-65	All enrolled students who have completed all nonclinical courses, 2021-22									
	Other enrolled students, 2021-22									
	All program completers, 2021-22						21	19	90%	35
	All program completers, 2020-21						13	12	92%	37
	All program completers, 2019-20						23	20	87%	37

Single Assessment Institution-Level Pass Rate Data: Traditional Teacher Preparation Program Within IHE

	HEOA - Title II 2021 - 2022 Academic Year
	Institution Name
	Institution Code
	State

St Peters University


2806

New Jersey

April 5, 2023

Assessment Information ¹	Group	Number Taking Assessment	Number Passing Assessment	Institutional Pass Rate	Institutional Average Scaled Score	Assessment Cut Score ²	Statewide			
							Number Taking Assessment	Number Passing Assessment	Statewide Pass Rate	Statewide Average Scaled Score
OPI ENGLISH (ACT1005) Test Company: ACTFL* Score Range: 1-10	All enrolled students who have completed all nonclinical courses, 2021-22						1			
	Other enrolled students, 2021-22						3			
	All program completers, 2021-22						7			
	All program completers, 2020-21						13	13	100%	10
	All program completers, 2019-20						18	18	100%	10
OPI FRENCH (ACT1006) Test Company: ACTFL* Score Range: 1-10	All enrolled students who have completed all nonclinical courses, 2021-22									
	Other enrolled students, 2021-22									
	All program completers, 2021-22									
	All program completers, 2020-21						1			
	All program completers, 2019-20						2			
OPI ITALIAN (ACT1010) Test Company: ACTFL* Score Range: 1-10	All enrolled students who have completed all nonclinical courses, 2021-22									
	Other enrolled students, 2021-22						1			
	All program completers, 2021-22									
	All program completers, 2020-21									
	All program completers, 2019-20									
OPI MANDARIN (ACT1013) Test Company: ACTFL* Score Range: 1-10	All enrolled students who have completed all nonclinical courses, 2021-22									
	Other enrolled students, 2021-22	1				6	1			
	All program completers, 2021-22									
	All program completers, 2020-21									
	All program completers, 2019-20									

Single Assessment Institution-Level Pass Rate Data: Traditional Teacher Preparation Program Within IHE

	HEOA - Title II 2021 - 2022 Academic Year	
	Institution Name	St Peters University
	Institution Code	2806
	State	New Jersey

April 5, 2023

Assessment Information ¹	Group	Number Taking Assessment	Number Passing Assessment	Institutional Pass Rate	Institutional Average Scaled Score	Assessment Cut Score ²	Statewide			
							Number Taking Assessment	Number Passing Assessment	Statewide Pass Rate	Statewide Average Scaled Score
OPI SPANISH (ACT1018) Test Company: ACTFL* Score Range: 1-10	All enrolled students who have completed all nonclinical courses, 2021-22									
	Other enrolled students, 2021-22									
	All program completers, 2021-22						2			
	All program completers, 2020-21						3			
	All program completers, 2019-20						16	16	100%	8
WPT ENGLISH (ACT2004) Test Company: ACTFL* Score Range: 1-10	All enrolled students who have completed all nonclinical courses, 2021-22						1			
	Other enrolled students, 2021-22						1			
	All program completers, 2021-22						5			
	All program completers, 2020-21						10	10	100%	10
	All program completers, 2019-20						15	15	100%	10

Note: In cases where there are less than ten students taking the assessment or license/certificate, the number passing and pass rate are not reported.

¹Tests with multiple delivery options (computer, paper, etc.) will be noted with the assessment code for one format only.

²Cut scores may vary for groups depending upon when the cut scores are established by the state and when each group completed their teacher certification or licensure assessment.

*Questions regarding tests listed by this testing company must be addressed to your state Title II Coordinator.